



Decorá<sup>®</sup>

*inspired design*  
INDIVIDUALITY IS EVERYTHING.



## EXPRESS YOUR PERSONAL STYLE

Your home is the ultimate expression of your personal style. From subtle nuances to statement-making details, you've got a signature look that's all your own, and Decorá can bring it to life. We produce the very best in premium cabinetry for the kitchen, bath and other rooms of your home. With roots established in one of the nation's earliest fine furniture building capitals, our heritage in craftsmanship runs deep. Our Midwestern sensibilities are apparent in the sturdiness of our construction and the exceptional quality of our finish. With a selection of door styles ranging from contemporary to traditional, an unparalleled palette of stains and custom paints, a large assortment of luxury storage solutions and a multitude of custom capabilities, you and your Decorá designer have all that's needed to dream up a design that embodies your unique style.

kitchens 4 | other rooms 38 | door styles & finishes 50



*marquis*  
maple jet



# KITCHENS

On trend, yet timeless.  
Hard working, yet elegant.  
Accessible, authentic and  
all about you. Your kitchen  
should represent an open  
invitation to enjoy the  
moment. Whether savoring  
the calm while gathering  
your thoughts over a cup of  
coffee, or referencing a blog  
while doing prep work for  
your next gourmet gathering,  
your kitchen should be a place  
where you love to spend time.  
Choose Decorá, and create  
a space that embodies all  
you find beautiful and that  
functions easily in accordance  
with your natural work flow.



*marquis & sloan*  
walnut gunny and maple jet

*Decorá*





Statement-making walnut marks the perfect balance between timeless and trendy. Definitive grain patterns pair perfectly with accents of black, punctuated by brushed brass—and that's just on the outside! Looking inside proves that beauty really is more than skin deep—modern conveniences ensure that cabinetry interiors work hard for easier living.



*marquis & sloan*  
walnut gunny and maple jet





*Marquis*  
maple interesting aqua





Equal parts contemporary and colorful at the top of your list? You'll love our sublime door styles and superb designability that captures a modern vibe. Decorá's sweeping color palette underscores your personal style!



*marquis*  
maple interesting aqua





*artisan*

maple crushed ice and quartersawn oak angora





Enjoy your style, your way, in a haven that brings joy every day. When an eclectic mix of finish and fittings feels just-right in the hardest working room of the house, it's no surprise when the kitchen becomes everyone's favorite place to hang!



*artisan*  
maple crushed ice and quartersawn oak angora





*marquis*  
maple sherwin-williams® color : seaworthy





Spin the color wheel for the hue that says YOU, while delighting in details that put the “fun” in functional. Decorá offers handy helpers designed to please, making sure that practicality leads an oh-so-beautiful presence.







*prescott*  
beaded inset : maple white





Beauty balanced with function is the ultimate luxury. Here, high functionality and sophisticated style are inseparable. With just enough detail to suggest refinement and gentle color accents, this kitchen and accompanying locker area represent style longevity. Thoughtful, customized storage features, built-in niches and generous moulding complement the inset style perfectly.







*modesto*  
maple agreeable gray and naval





*daladier*

maple mineral deposit (sherwin-williams' color) and custom color

Courtesy of Better Homes and Gardens





*daladier*

maple garden spot (sherwin-williams' color) and custom color

Courtesy of Better Homes and Gardens



The only rule? Create a look you'll love. With that thought as your guiding principle, throw convention to the side. Thinking of two cabinet colors in the kitchen? How about three? This space starts with the relatively neutral Sherwin-Williams® Mineral Deposit paint color and pairs it with timelessly appealing white. Splashes of green combined with tastefully playful fabric choices bring the space to life.







*willshire*

maple confection and sherwin-williams' color : foothills





*willshire*

maple confection and sherwin-williams color : foothills



Traditional takes a new twist with a calming color palette and must-have amenities. Designers rely on Decorá for the best of the best, including the latest in lighting solutions for superb illumination. You'll love us for all of the things you didn't realize you needed; brilliant solutions for daily ease.







*roslyn & maxwell*  
alder cliff and cherry shadow





Beauty and function — find your balance with Decorá, and take your design up a notch by thinking inside the box. Every square inch offers an opportunity to enhance the larger environment by streamlining your work flow with thoughtful storage solutions. Hands free options go the extra mile for the ultimate in convenience — a hallmark of today's well-equipped kitchen.



*rostyn & maxwell*  
alder cliff and cherry shadow



BATHS AND  
OTHER ROOMS

Consider creating stylish personal retreats and functional areas of purpose throughout your home with sophisticated, custom solutions from Decorá. Selecting the perfect door style, a beautiful finish, and crafting the right design is an integral step in assuring that every space contributes to your truly comfortable, organized, well-met home.

*artisan*  
maple mount etna



*Decorá*





Laundry becomes less of a chore when it's done in a room that has everything you want. Elevated appliances, check. Plenty of room to fold, check. A sink for soaking and easy clean-up, check-check. A well-appointed space turns drudgery into delight!



*modesto*  
maple agreeable gray





*toulan*

maple sherwin-williams custom color sensible hue





Think beyond the bath and let its personality shine through. Start with the fundamentals, then exceed them with unexpected details. Discover how a clever design element transforms a dull corner into a dramatic focal point, while a splash of color makes the room come alive! Let your Decorá designer open your mind to bold thinking for any room in your home!



*prescott*  
beaded inset : maple distance





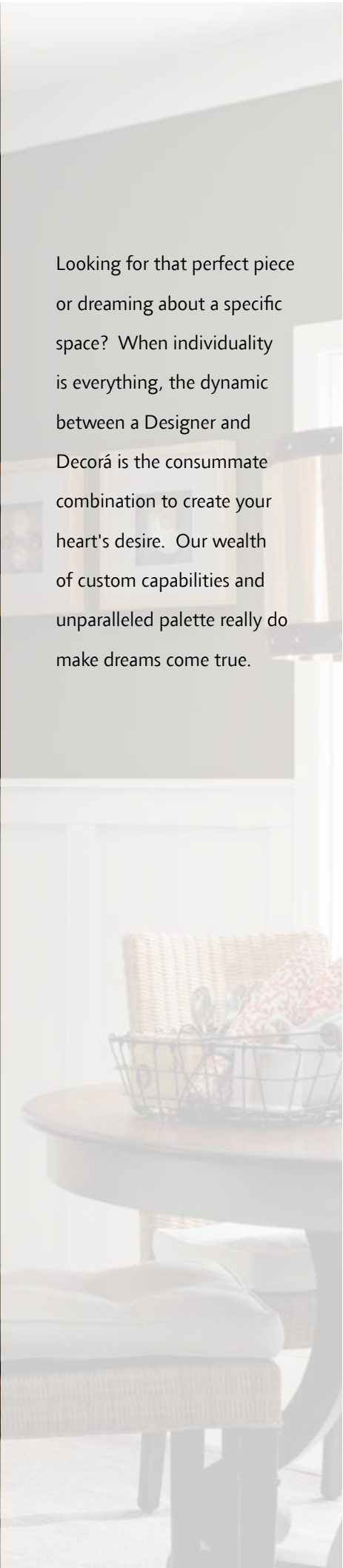
*marou's*  
cherry teaberry



Good morning, beautiful! Greet the day with brilliant surfaces, thoughtful design and the best in organization. Decorá offers customizable options outside and inside the cabinet. Creative slide outs, doored pullouts and plumbing cutouts provide the building blocks for bath design standouts. Talk to your designer to learn about all the possibilities Decorá offers in bath personalization.







Looking for that perfect piece or dreaming about a specific space? When individuality is everything, the dynamic between a Designer and Decorá is the consummate combination to create your heart's desire. Our wealth of custom capabilities and unparalleled palette really do make dreams come true.

*Luckenson*

beaded inset : maple sherwin-williams color : zeus



*artisan*  
maple cobblestone and jet





## DOOR STYLES AND FINISHES

Though we proudly craft our cabinetry right here in Indiana, our style research and color trend analyses are gathered with a global perspective in mind. We offer a broad, beautiful palette of colors representing an entire spectrum of wood tones and glazes that echo trends from around the world. Mindful of your investment dollar, our style sights are set on the long term appeal, quality and performance that you desire. You'll love where Decorá will take you.



*modesto*  
cherry shadow



# door styles

- AVAILABLE IN:
- A** alder
  - C** cherry
  - D** mdf
  - M** maple
  - O** oak
  - Q** quartersawn oak
  - R** rustic alder
  - W** walnut



AIREDALE  
**A C M O O R W**



ALTMANN  
**A C M O Q R W**



ARTISAN\*  
**A C M O Q R W**



ARTISAN\*  
5-PIECE DRAWER FRONT OPTION  
**A C M O Q R W**



ATWATER\*  
**A C M O Q R W**



ATWATER\*  
SLAB DRAWER FRONT OPTION  
**A C M O Q R W**



AVIGNON\*  
**C M**



AVIGNON\*  
SLAB DRAWER FRONT OPTION  
**C M**



BRAYDON MANOR  
**A C M O Q R W**



CAMBRIDGE\*  
**A C M O Q R W**



CAMBRIDGE\*  
SLAB DRAWER FRONT OPTION  
**A C M O Q R W**



DALADIER  
**A C M O Q R W**



DALADIER  
SLAB DRAWER FRONT OPTION  
**A C M O Q R W**



DAVENPORT  
**C M W**



DELLA  
**A C D M O Q W**



GALLERIA  
**A C M O Q R W**



GIRARD  
**A C M O Q R W**



HARMONY\*  
**A C M O Q R W**



HARMONY\*  
SLAB DRAWER FRONT OPTION  
**A C M O Q R W**



HASKINS\*  
**A C M O Q R W**

\*Style available in multiple outside profiles.  
For an interactive door style and finish selection guide, visit [decoracabinets.com/products](http://decoracabinets.com/products)

When Maple Opaque or Painted finishes (Decorá Color Collection, Sherwin-Williams, Custom Color, or Brushed Technique) are specified, the center panels of the selected style may be constructed of Medium Density Fiberboard (MDF). MDF provides a smoother finish when painted, and is more resistant to warping, expansion, and contraction.



# door styles

AVAILABLE IN:  
**A** alder  
**C** cherry  
**D** mdf  
**M** maple  
**O** oak  
**Q** quartersawn oak  
**R** rustic alder  
**W** walnut



HASKINS\*  
SLAB DRAWER FRONT OPTION  
**A C M O Q R W**



HAWTHORNE  
**A C M O Q R W**



HAWTHORNE  
SLAB DRAWER FRONT OPTION  
**A C M O Q R W**



HUCHENSON\*  
**A C M O Q R W**



HUCHENSON\*  
5-PIECE DRAWER FRONT OPTION  
**A C M O Q R W**



KINGSTON\*  
WALL CABINET  
**A C M O Q R W**



LEXINGTON\*  
**C M W**



LEXINGTON\*  
5-PIECE DRAWER FRONT OPTION  
**C M W**



LEYDEN  
**C M W**



MADISON\*  
**A C M O Q R W**



MARQUIS\*  
**A C M O Q R W**



MAXWELL\*  
**A C M O Q R W**



MAXWELL\*  
SLAB DRAWER FRONT OPTION  
**A C M O Q R W**



MODESTO  
**A C M O Q R W**



MODESTO  
SLAB DRAWER FRONT OPTION  
**A C M O Q R W**



PLAZA\*  
**A C M O Q R W**



PLAZA\*  
5-PIECE FLAT DRAWER  
FRONT OPTION  
**A C M O Q R W**



PLAZA\*  
5-PIECE RAISED DRAWER  
FRONT OPTION  
**A C M O Q R W**



PRESCOTT\*  
**A C M O Q R W**



PRESCOTT\*  
SLAB DRAWER FRONT OPTION  
**A C M O Q R W**

\*Style available in multiple outside profiles.

For an interactive door style and finish selection guide, visit [decoracabinets.com/products](http://decoracabinets.com/products)



# door styles

AVAILABLE IN:

- A** alder
- C** cherry
- D** mdf
- M** maple
- O** oak
- Q** quartersawn oak
- R** rustic alder
- W** walnut



ROSLYN\*  
**A C M O Q R W**



ROSLYN\*  
5-PIECE DRAWER FRONT OPTION  
**A C M O Q R W**



SAVANNAH  
**C M**



SIMSBURY\*  
**A C M O Q R W**



SLOAN\*  
**A C M O Q R W**



SLOAN\*  
5-PIECE DRAWER FRONT OPTION  
**A C M O Q R W**



TALA\*  
**A C M O Q R W**



TALA\*  
SLAB DRAWER FRONT OPTION  
**A C M O Q R W**



TOBI\*  
**A C M O Q R W**



TOBI\*  
SLAB DRAWER FRONT OPTION  
**A C M O Q R W**



TOULAN\*  
**A C M O Q R W**



TREYBURN\*  
**A C M O Q R W**



TREYBURN\*  
SLAB DRAWER FRONT OPTION  
**A C M O Q R W**



VERONA\*  
WALL CABINET  
**A C M O Q R W**



WILLSHIRE  
**A C M O Q R W**



YARDLEY\*  
**A C M O Q R W**



YARDLEY\*  
SLAB DRAWER FRONT OPTION  
**A C M O Q R W**

\*Style available in multiple outside profiles.

For an interactive door style and finish selection guide, visit [decoracabinets.com/products](https://decoracabinets.com/products)




# *inset door styles*

BEADED & NON-BEADED INSET\*


- AVAILABLE IN:
- A** alder
  - C** cherry
  - D** mdf
  - M** maple
  - O** oak
  - Q** quartersawn oak
  - R** rustic alder
  - W** walnut




CAMBRIDGE ^ +  
**ACMOQRW**



DELLA  
**D**



HARMONY ^  
**ACMOQRW**



HARMONY ^  
SLAB DRAWER FRONT OPTION  
**ACMOQRW**




HASKINS ^  
**ACMOQRW**



HASKINS ^  
SLAB DRAWER FRONT OPTION  
**ACMOQRW**



HAWTHORNE ^  
**ACMOQRW**



HUCHENSON ^  
**ACMOQRW**



MODESTO ^  
**ACMOQRW**




PLAZA ^ +  
**ACMOQRW**



PRESCOTT ^  
**ACMOQRW**



PRESCOTT ^  
SLAB DRAWER FRONT OPTION  
**ACMOQRW**



SIMSBURY ^ +  
**ACMOQRW**



TREBURN ^ +  
**ACMOQRW**



YARDLEY ^ +  
**ACMOQRW**

\*Beaded (left door) & Non-beaded (right door)

^ Style available in multiple outside profiles

+ Also available with 5-piece drawer front

° Also available with slab drawer front

For an interactive door style and finish selection guide, visit [decoracabinets.com/products](http://decoracabinets.com/products)

All doors shown in Chantille



# door profiles

Taking personalization one step further, we offer a variety of shapes for the outside edge of your cabinet door. Talk to your designer to learn how a profile can completely change the look of your door style selection.

## STANDARD PROFILE OPTIONS



profile : 10

12

14

17

18

27

## INSET PROFILE OPTIONS



10

12

14

17

27



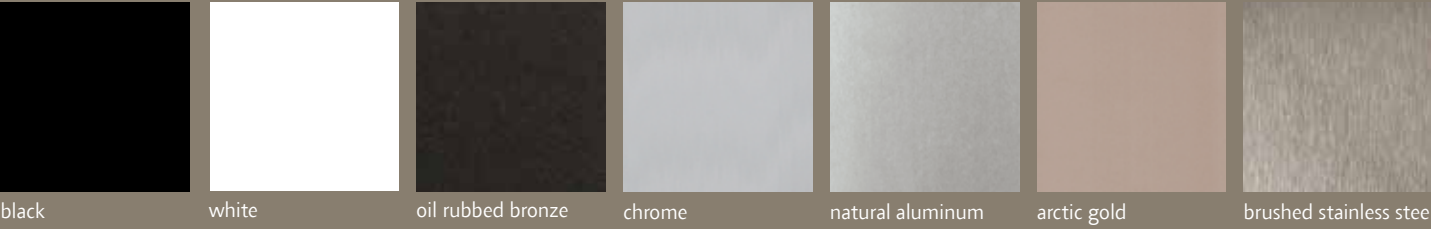
*aluminum frame*

door options

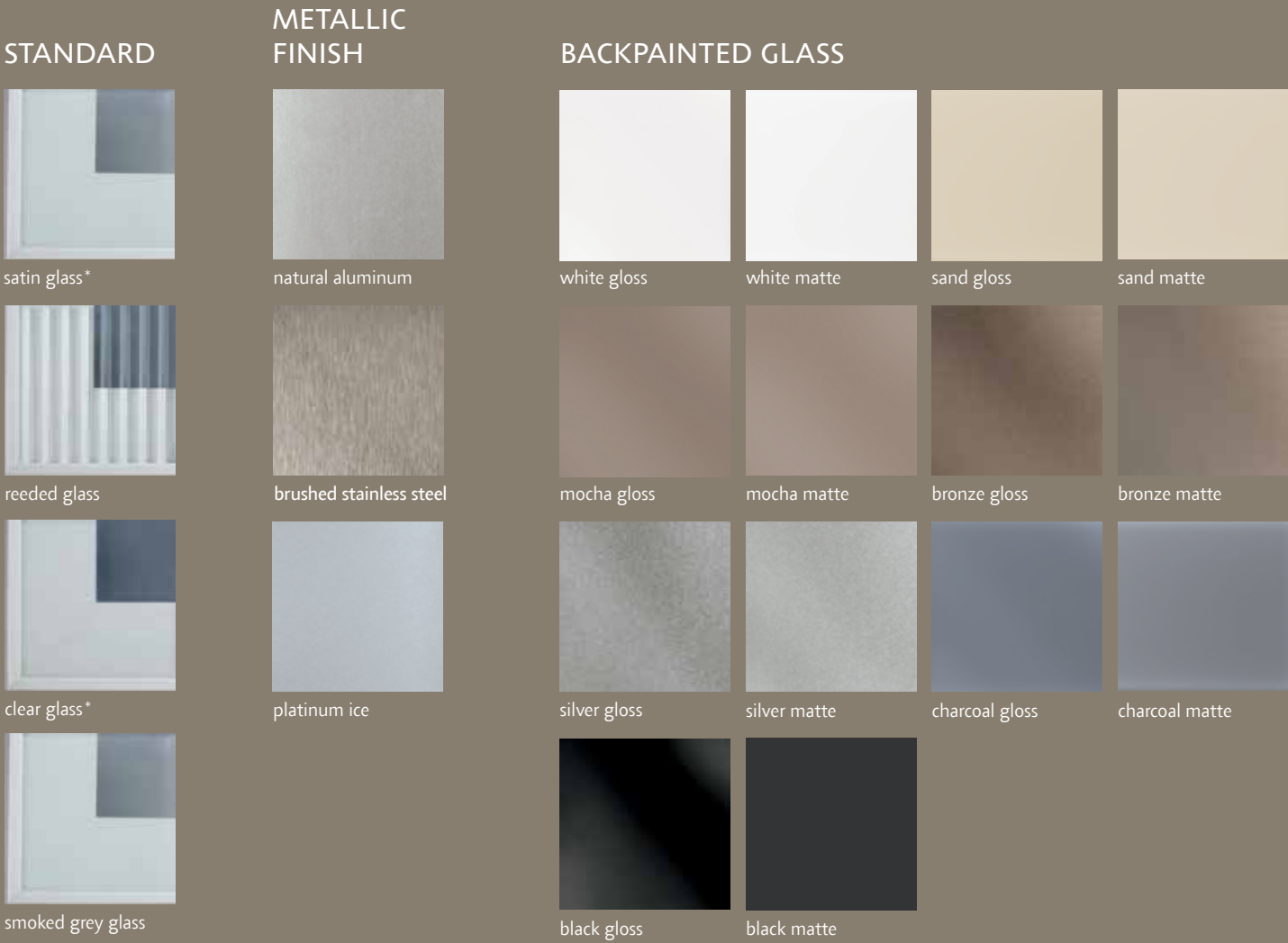
PROFILE STYLES



PROFILE FINISHES



INSERT OPTIONS



LEATHER



HIGH GLOSS PARAPAN®



Finish names represent the look of the finish and not the actual material substrate. Talk to your designer for details.

\*Low iron option available.



COLOR

evolution:

PAINT COLOR COLLECTION

MAPLE, MDF, OAK AND QUARTERSAWN OAK PAINTS

				
white	extra white	crushed ice	confection	mindful gray
				
new westhighland white	agreeable gray	chantille	jasmine	analytical gray
				
sea salt	escape	coastal plain	new dried thyme	true taupe
				
north star	new silvermist	creekstone	retreat	sweet pea
				
interesting aqua	stamped concrete	peppercorn	new foxhall green	black fox
				
distance	naval	mount etna	cascades	jet

COLOR

evolution:

SHERWIN-WILLIAMS® AND CUSTOM PAINT COLOR

SHERWIN-WILLIAMS®



With more than 2000 paint colors available from the Sherwin-Williams® color palette to enhance your Maple, MDF, Oak or Quartersawn Oak door style, you'll be sure to find a color that is beyond ordinary. Add Black, Coffee, Espresso, Gunmetal, Pewter, Platinum or Twilight highlight, or layer Brushed Onyx, Brushed Pavestone or Brushed Saddle finish for true artistic interpretation. Please see your designer for details and exclusions.



custom color

Available on Maple, MDF, Oak and Quartersawn Oak door styles, Decorá offers the ultimate in flexibility with our Custom Color paint program. Regardless of your inspiration, we can match it! Choose to add Black, Coffee, Espresso, Gunmetal, Pewter, Platinum or Twilight highlight or layer Brushed Onyx, Brushed Pavestone or Brushed Saddle finish for maximum color interest. Please see your designer for details and exclusions.



























ALDER & RUSTIC ALDER



STAINS

						
natural	pheasant	shetland	gunny	fog	cliff	
						
wheatfield	fennec	suede	mink	kindling	coyote	shadow
				 <i>new</i>		
arlington	sepia	bombay	tannery	antelope	sumatra	teaberry

GLAZES

				
sienna coffee	natural coffee	coriander coffee	wheatfield espresso	arlington espresso

HIGHLIGHTS\*

		Highlights shown on Natural. Available on Antelope, Arlington, Bombay, Cliff, Coyote, Fennec, Fog, Gunny, Kindling, Mink, Natural, Pheasant, Sepia, Shadow, Shetland, Suede, Sumatra, Tannery, Teaberry and Wheatfield.
coffee	espresso	

SPECIALTY FINISHES

		
bourbon noir	amber luminaire	rousseau luminaire

SEMI-TRANSLUCENT FINISHES

 <i>new</i>		 <i>new</i>
cabana	angora	mohair

Finish can be defined as a traditional wood stain with or without a glaze or highlight, more colorful semi-translucent stain and glaze combination or paints with or without highlights. When layered over various wood types, the color variety is broad and chock full of possibility. Talk with your Decorá designer to understand how wood grain affects color, and peruse our pages and website for color inspiration.

CHERRY



STAINS

						
natural	wheatfield	pheasant	suede	gunny	fog	cliff
					 <i>new</i>	
shetland	fennec	arlington	kindling	mink	antelope	shadow
						
tannery	sepia	bombay	sumatra	coyote	teaberry	

GLAZES

					
coriander coffee	natural coffee	sienna coffee	wheatfield espresso	coriander espresso	arlington espresso

HIGHLIGHTS\*

		Highlights shown on Natural. Available on Antelope, Arlington, Bombay, Cliff, Coyote, Fennec, Fog, Gunny, Kindling, Mink, Natural, Pheasant, Sepia, Shadow, Shetland, Suede, Sumatra, Tannery, Teaberry and Wheatfield.
natural coffee	natural espresso	

SPECIALTY FINISHES

		
bourbon noir	amber luminaire	rousseau luminaire

SEMI-TRANSLUCENT FINISHES

 <i>new</i>		 <i>new</i>
cabana	angora	mohair


















\*Not available on Marquis or Della







M A P L E

STAINS

					
natural	wheatfield	pheasant	<i>n-e-w</i> suede	gunny	fog
					
shetland	fennec	kindling	antelope	shadow	coyote
					
sepia	tannery	bombay	teaberry	sumatra	




GLAZES

	
coriander coffee	natural coffee





HIGHLIGHTS\*

		<p>Highlights shown on Natural.</p> <p>Available on Antelope, Bombay, Cobblestone, Coyote, Fennec, Fog, Gunny, Kindling, Natural, Pheasant, Sepia, Shadow, Shetland, Suede, Sumatra, Tannery, Teaberry and Wheatfield.</p>
natural coffee	natural espresso	

SEMI-TRANSLUCENT FINISHES

		
angora	turquoise	cobblestone

SPECIALTY FINISHES



			
irish crème	turquoise rust	jet ember*	weathered jet*

O A K & Q U A R T E R S A W N O A K

STAINS

					
natural	wheatfield	pheasant	gunny	<i>n-e-w</i> fog	cliff
					
suede	shetland	fennec	kindling	antelope	shadow
					
sepia	tannery	bombay	coyote	sumatra	teaberry

GLAZES

	
coriander coffee	arlington espresso

SEMI-TRANSLUCENT FINISHES

<i>n-e-w</i> 		<i>n-e-w</i> 	
cabana	angora	mohair	turquoise

SPECIALTY FINISHES

		
irish crème	bourbon noir	turquoise rust

\*Not available on Marquis or Della





W A L N U T

STAINS

natural	pheasant	shetland	fog	cliff	gunny	
wheatfield	fennec	suede	mink	kindling	coyote	shadow
arlington	sepia	bombay	tannery	sumatra	teaberry	antelope

GLAZES

sienna coffee	natural coffee	coriander coffee	wheatfield espresso	arlington espresso	coriander espresso

HIGHLIGHTS\*

		Highlights shown on Natural. Available on Antelope, Arlington, Bombay, Cliff, Cobblestone, Coyote, Fennec, Fog, Gunny, Kindling, Mink, Natural, Pheasant, Sepia, Shadow, Shetland, Suede, Sumatra, Tannery, Teaberry and Wheatfield.
coffee	espresso	

SEMI-TRANSLUCENT FINISHES

cabana	angora	mohair	cobblestone

SPECIALTY FINISHES

irish crème	bourbon noir	amber luminaire	rousseau luminaire

\*Not available on Marquis or Della



SHEEN OPTIONS

A choice in sheen can significantly alter the appearance of a door, especially those finished with medium to dark paints and stains where matte finishes are more noticeable. We have paired a Standard Sheen (top) with our Matte Sheen (bottom) on this Modesto Cherry Mink door to illustrate the difference. Matte Sheen is available on all paints and stains - talk to your designer about the possibilities.



Standard Sheen v. Matte Sheen



CERUSE FINISHES

Adding depth and dimension to Oak, Quartersawn Oak and Walnut, Ceruse finishes are available in two colorways. Fresco - a gray wash, and Relic - a black wash, are available on Cliff, Gunny and Kindling stains. Ceruse finishes feature a matte sheen, similar to furniture styling.

cliff fresco	gunny fresco	kindling fresco
cliff relic	gunny relic	kindling relic




# Finish Techniques




harmony : maple pavilion beige  
(Sherwin-Williams color)  
with espresso glaze

## HIGHLIGHTING OPTIONS FOR PAINTS

Gunmetal, Pewter, Twilight, Coffee, Espresso, and Platinum Highlights are available on all Maple Painted product. Black Highlight is available on all Maple Painted product with the exception of Jet.



*\*When Maple Painted finishes (Decorá Color Collection, Sherwin-Williams, Custom Color, or Brushed Technique) are specified, the center panels of the selected style may be constructed of Medium Density Fiberboard (MDF). MDF provides a smoother finish when painted, and is more resistant to warping, expansion, and contraction. Highlighting not available on Marquis or Della door styles.*



## HIGHLIGHTING OPTIONS FOR STAINS

Coffee and Espresso Highlights are applied by hand to a wide variety of stains and wood types, bringing focus to the door and drawer profile details. See your designer for style, wood type and finish availability.



## BRUSHED FINISHES

Brushed Onyx, Brushed Pavestone, and Brushed Saddle: three hand-applied, luxuriously translucent finishes to layer over any Maple or MDF paint. Choose to pair them with paints in our Color Collection, the entire Sherwin-Williams palette, or any custom color under the sun, for a completely personalized look that accentuates the fine craftsmanship found in every Decorá cabinet.



## SPECKLING TECHNIQUE

Speckling is an artistic technique consisting of random spattering of small, black spots, that vary slightly in size. Expect these spots to be clustered or spread out across the surface of the product. The intentionally random application lends a sense of age and depth to the finish, resulting in a truly authentic, furniture-like aesthetic.

Available stains include: Amber Luminaire, Angora, Antelope, Arlington, Arlington Espresso, Bombay, Cabana, Cliff, Cobblestone, Coriander Coffee, Coriander Espresso, Coyote, Fennec, Fog, Gunny, Kindling, Mink, Mohair, Natural, Natural Coffee, Pheasant, Rousseau Luminaire, Sepia, Shadow, Shetland, Sienna Coffee, Suede, Sumatra, Tannery, Teaberry, Wheatfield, and Wheatfield Espresso.

*Glazed and brushed examples are shown on Chantille. Brushed finishes are not available with highlighting.*




# aging techniques


## RESERVE

This light distressing technique features random worm holes, tiny dents and light signs of wear to mimic the appearance of imperfections similar to those found on antiques.

*Shown on painted finish*



wormholes



dents




wear

*Shown on stained finish*



wormholes



dents




wear


## RESERVE PLUS

This more aggressive technique includes random rasped corners and edges, worm holes, mars, splits, gouges, small dings and dents for an authentically worn look.


*Shown on painted finish*



wormholes



dents



rasping



gouge


*Shown on stained finish*



wormholes



dents



rasping




gouge

## VINTAGE

This subtle technique mimics finish wear that naturally develops over time, and features a continuous but light sand-through along the sharp profiles to highlight the distinctive details of each door and drawer front. Sand-through may vary in thickness around the perimeter of a single door and throughout the kitchen.

*Shown on painted finish*



light sand-through

*Shown on stained finish*




light sand-through

## VINTAGE PLUS

This more aggressive technique features burnished sand-through on corners and raised profiles along with sanding on sharp profiles to expose underlying wood for all species and colors in the Decorá line. Unlike Vintage, Vintage Plus is a RANDOM sand-through technique varying the number of corners and raised profiles receiving burnished sand-through and the sanding of sharp profiles. As with normal aging, the worn edges will vary within individual doors and throughout the entire room.

*Shown on painted finish*



aggressive sand-through

*Shown on stained finish*



aggressive sand-through

*Not available with brushed finish technique or Della door style.*

*Not available on Unfinished, Natural, Natural Coffee Highlight, Natural Espresso Highlight, Irish Crème, Jet Ember, Turquoise Rust, or Weathered Jet. Not available with the brushed finish technique. Not available on Della door style.*





To see more door styles and finishes, visit [decoracabinets.com/products](https://decoracabinets.com/products)



Styles, product availability and construction may vary slightly from those shown in this book due to material availability and/or design evolution. Specifications are subject to change without notice. Customer service is available if your design requires verification of product availability and specifications.

Please note that paints featuring the same color name as your cabinetry are not guaranteed to be an exact color match. When seeking to match the color of your Decorá Cabinetry, take a cabinet door to your nearest Sherwin-Williams paint store to be color matched to reduce the likelihood of color variation. Exact color matching is not guaranteed, and MasterBrand Cabinets is not responsible for color discrepancies.

Product photography and illustrations have been reproduced as accurately as printing technologies permit. To ensure highest satisfaction, we strongly recommend you view an actual sample for best color, wood grain and finish representation.

**Decorá has a Limited Lifetime Warranty.**  
For terms and conditions, please visit: [decoracabinets.com/warranty](https://decoracabinets.com/warranty)

Front cover image: Marquis Walnut Gunny Stain and Sloan Maple Jet Paint  
Back cover image: Huchenson Maple White Paint and Bombay Stain



[decoracabinets.com](https://decoracabinets.com)  
#DecoráCabinets  
© 2020 MasterBrand Cabinets, Inc. All rights reserved.